

# SIXTH FORM INDUCTION

25.06.2024 & 26.06.2024



# Welcome

- Welcome to your Sixth Form induction
- You are now embarking on a very exciting phase of your education and we wish you every success.



AMBITION  
CONFIDENCE  
CURIOSITY  
LEADERSHIP  
RESPECT

# Your new role in the school

- Welcome to the EWS community
- Our Sixth Form students are regarded as senior members of the school and as such are important role models for younger students.
- Accordingly, we expect that **behaviour** and **appearance** should set a good example to others.
- We want you to be integral to the life of the school, contributing to the community
- We want to prepare you for life beyond school, ensuring that they leave us as well-rounded, confident and reflective individuals, well-prepared for the challenges ahead.



AMBITION  
CONFIDENCE  
CURIOSITY  
LEADERSHIP  
RESPECT

# Meet the team

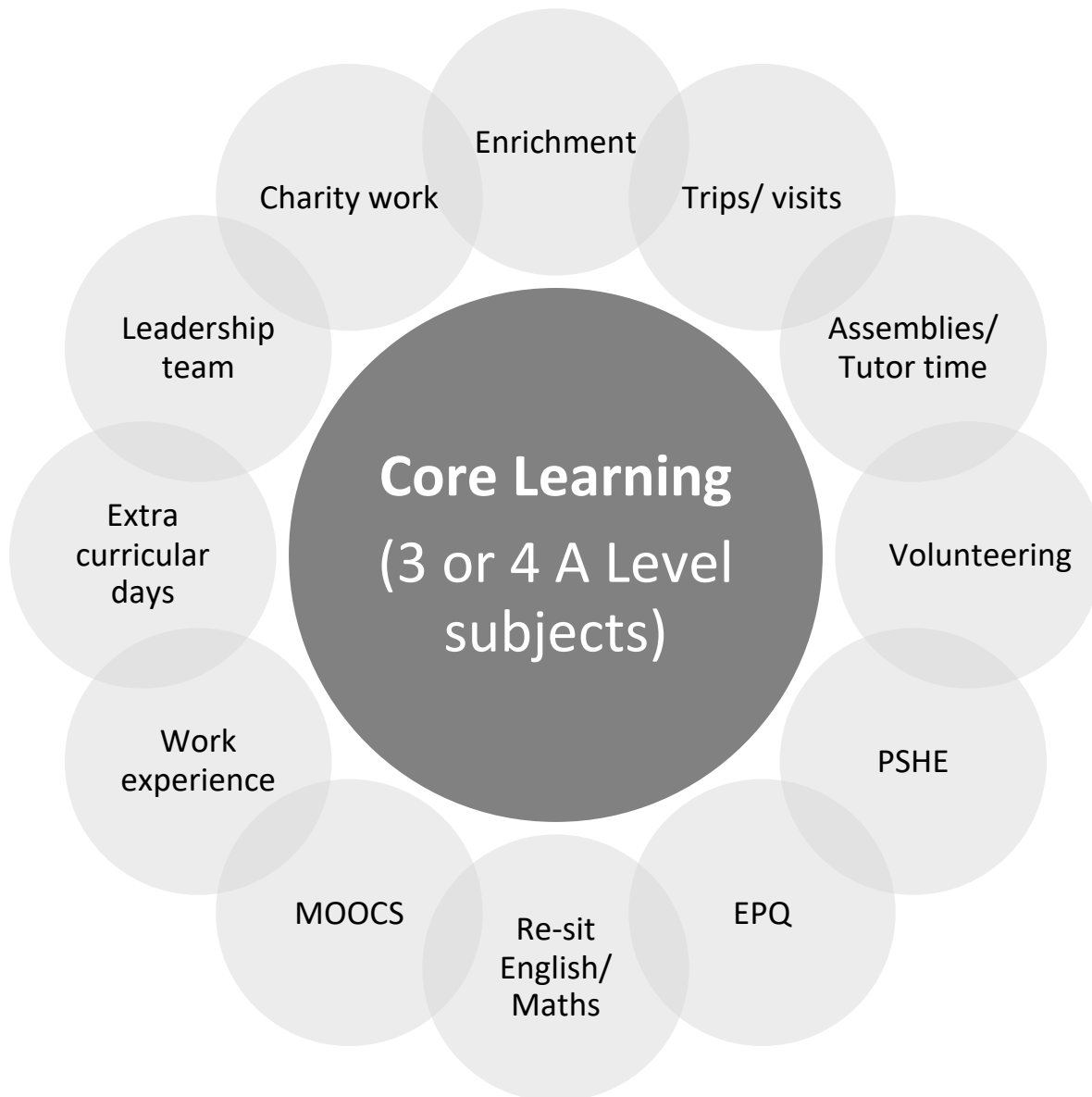
Welcome to the Elizabeth Woodville School Sixth Form. You are now embarking on a very exciting phase of your education and we wish you every success.

- Mr Martin- Head of Sixth Form
- Mrs Haynes- Sixth Form Administrator/ Librarian
- Your form tutors
- Your subject teachers



AMBITION  
CONFIDENCE  
CURIOSITY  
LEADERSHIP  
RESPECT

# Your Sixth Form courses



AMBITION  
CONFIDENCE  
CURIOSITY  
LEADERSHIP  
RESPECT

# Tutor time

You will have tutor time with your form tutor in the morning, there will also be assemblies

Programme includes: VESPA, BMW

PSHE lessons

Guest speakers

Events

Trips/ Visits



AMBITION  
CONFIDENCE  
CURIOSITY  
LEADERSHIP  
RESPECT

# Your day

**8:40am** school starts, you must be on time

5 periods

North and South Campus

The school day ends at **3:10pm**

5 days a week



AMBITION  
CONFIDENCE  
CURIOSITY  
LEADERSHIP  
RESPECT



# Dress code



Smart, formal trousers or a skirt of a modest length

*No jeans, tracksuit bottoms, etc*

*Skirts should be no more than a couple of inches above the knee*

## **A smart top e.g. shirt or blouse**

*Not sleeveless, strapless, 'strappy' or low cut.*

*Shoulders and midriffs should be covered*

*T-Shirts are not permitted*

## **Smart shoes**

*No trainers, canvas shoes or huge heels*

Clothes need to be worn smartly

Earrings are acceptable as long as they are fairly discrete

Jewellery in moderation, remember, the aim is still to look smart. One nose stud is permitted, no other facial piercings

Sixth Form ID badges should be worn at all times.

## **It will not be acceptable to wear clothes that are not 'office smart'. For example:**

Clothing with large logos or branding

Hoodies

T-shirts

Mini-skirts

Jeans

Canvas shoes



# Study periods, additional study and time management

- The workload increases dramatically from GCSE to A level and students need to have a practical approach to their learning.
- Good organisation from the start is crucial, as is the ability to work independently, whilst seeking advice from teaching staff.
- Making the best use of time, both in and out of school, is part of the Post 16 learning experience.



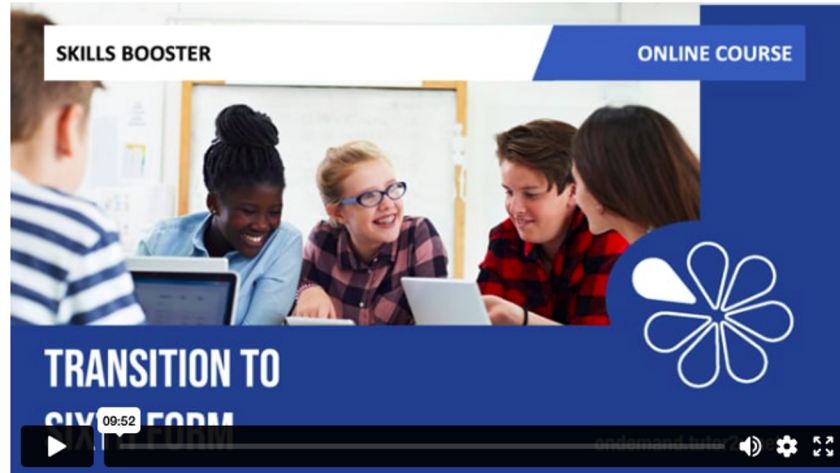
AMBITION  
CONFIDENCE  
CURIOSITY  
LEADERSHIP  
RESPECT

# Skills Booster Transition to Sixth Form

Transition to Sixth Form is a self-paced online course designed to help students get their time in sixth form off to a flying start!

🕒 3-10 hours learning time

📁 11 videos, resources and activities



## Free course

You get full and unlimited access to the course content and features.

[Enrol now for free](#)

### WHAT'S INCLUDED?

- ✓ 3-10 hours learning time
- ✓ 11 videos, interactive resources and activities
- ✓ Designed and delivered by highly experienced presenters
- ✓ Track your progress
- ✓ Device-friendly learning platform

# Study periods, additional study and time management

- A level courses require students to work substantially beyond lessons. Students are required to develop independent study skills and research and read around their subjects.
- Students should view their time in the Sixth Form as a full time job and make their learning a priority.
- **As a general guide, students should be studying 3-4 hours per day beyond their lessons, either in school or at home.**



AMBITION  
CONFIDENCE  
CURIOSITY  
LEADERSHIP  
RESPECT

# Study periods, additional study and time management

- Students are set homework and coursework assignments, plus revision for tests, assessments and examinations, all of which should take place outside of lessons.
- **Our advice is to fully utilise the study periods in school**, which will then free up more time for leisure pursuits outside of school hours.
- No more than 8 hours employment per week



AMBITION  
CONFIDENCE  
CURIOSITY  
LEADERSHIP  
RESPECT

# Supporting your studies

- Sixth Form Bursary- launches September 2024, application forms will be available on the school website
- Up to £1200 per student, per year



AMBITION  
CONFIDENCE  
CURIOSITY  
LEADERSHIP  
RESPECT

# Transport

- As with all Sixth Forms and Colleges, EWS Sixth Form students do not qualify for a free bus pass to use the school transport. If they wish to travel on school transport, they will need to apply for a non-entitled Student Bus Pass.
- Further information can be obtained through the 'School Transport' section of the County Council website
- There is a Sixth Form bursary available to support with transport costs
- The travel between the two sites is funded by the school. Students should not use their own transport to travel between campuses, they should use the school transport provided.



AMBITION  
CONFIDENCE  
CURIOSITY  
LEADERSHIP  
RESPECT

SEPTEMBER 2023

Open Evenings

Making Your Choices

Types of courses on offer

Our courses and option blocks >

Apply for September 2023

Induction 2023

Sixth Form Prospectus 2023



YOU ARE HERE / Sixth Form Home / September 2023

## INDUCTION 2023

### Welcome to your Sixth Form Induction

The purpose of the two induction days is to help you get a feel of what it is like to study in the Sixth Form at EWS. You are now embarking on a very exciting journey and we wish you every success.

#### Welcome Presentation

Mr Martin's welcome presentation

#### Transition to Sixth Form, a free online course.

You will need a tutor2u free log in to access this course, please use your school email address to sign up.

<https://ondemand.tutor2u.net/students/transition-to-sixth-form-skills-booster>

#### Study skills resources

As part of the induction day, there were sessions on study skills

Preparing for Sixth Form



Sixth Form Study Skills



CURIOSITY  
LEADERSHIP  
RESPECT



SEPTEMBER 2023

Open Evenings

Making Your Choices

Types of courses on offer

Our courses and option blocks >

Apply for September 2023

Induction 2023

Sixth Form Prospectus 2023

YOU ARE HERE / Sixth Form Home / September 2023

## INDUCTION 2023

### Welcome to your Sixth Form Induction

The purpose of the two induction days is to help you get a feel of what it is like to study in the Sixth Form at EWS. You are now embarking on a very exciting journey and we wish you every success.

#### Welcome Presentation

Mr Martin's welcome presentation

#### Transition to Sixth Form, a free online course.

You will need a tutor2u free log in to access this course, please use your school email address to sign up.

<https://ondemand.tutor2u.net/students/transition-to-sixth-form-skills-booster>

#### Study skills resources

As part of the induction day, there were sessions on study skills

Preparing for Sixth Form



Sixth Form Study Skills



CURIOSITY  
LEADERSHIP  
RESPECT

## Sixth Form Bursary

Thank you for your interest in the Sixth Form Bursary. Information will be uploaded in the new school year.

[Sixth Form Bursary Information](#)

## Transition work

To prepare you for your studies in the Sixth Form each subject has set a number of tasks for you to complete. The purpose of this work is to give you an insight into the subject that you intend to study. The aim of these tasks to interest you, to motivate you to inspire you to find out more about your chosen subjects.

For guidance you should complete at least 5 tasks per subject. You can complete more!

[Applied Business](#)- you will need to create a login and then enrol for this course, please download the certificate at the end.

Biology

English Literature

[Financial Studies](#) -you will need to create a login and then enrol for this course, please download the certificate at the end.

Fine Art

Geography

CURIOSITY  
LEADERSHIP  
RESPECT

## Sixth Form Bursary

Thank you for your interest in the Sixth Form bursary, you can find more information [here](#). Information will be uploaded in the new school year.

[Sixth Form Bursary Information](#)

## Transition work

To prepare you for your studies in the Sixth Form, each subject has set a number of tasks for you to complete. The purpose of this work is to give you an insight into the subject that you intend to study. The aim of these tasks to interest you, to motivate you to inspire you to find out more about your chosen subjects.

For guidance you should complete at least 5 tasks per subject. You can complete more!

[Applied Business](#)- you will need to create a login and then enrol for this course, please download the certificate at the end.

Biology

English Literature

[Financial Studies](#) -you will need to create a login and then enrol for this course, please download the certificate at the end.

Fine Art

Geography

CURIOSITY  
LEADERSHIP  
RESPECT

# Making the most of the induction

- Make the most of the day
- An opportunity to meet new people and do something different
- Ask lots of questions
- Make an informed decision
- Go along to the taster sessions, 4<sup>th</sup> Option?
- Make sure that you access your transition work and ask any questions



AMBITION  
CONFIDENCE  
CURIOSITY  
LEADERSHIP  
RESPECT

## Sixth Form Induction 2024

Tuesday 25<sup>th</sup> June

Tuesday 25<sup>th</sup> June- based on South Campus



	What?	Where?	Who?
On arrival/ AM registration	<p>NORTH CAMPUS Mrs Haynes meet and greet on North Campus, register and then board bus to South Campus</p> <p>SOUTH CAMPUS Mr Martin meet and greet, register in Study Centre</p>	<p>Library</p> <p>Sixth Form Study Centre</p>	<p>Mrs Haynes</p> <p>Mr Martin</p>
Period 1	<p>Introduction to the Sixth Form presentation 30 mins</p> <p>Talk from current Sixth Form students- getting organised, choosing subjects, making the most of opportunities 15 minutes</p> <p>North Students tour</p>	<p>Sixth Form Study Centre</p>	<p>Mr Martin/ Mrs Haynes</p> <p>Current Sixth Form students</p> <p>Mr Martin/Mrs</p>

Wednesday 26<sup>th</sup> June- based on North Campus and then off site visit

	What?	Where?
On arrival/ AM registration	NORTH CAMPUS ZHS meet and greet on North Campus	Library
	SOUTH CAMPUS GMN meet and greet, at gate then board bus to North Campus	Front gate
Period 1	SOUTH CAMPUS STUDENTS North Campus Tour 15 mins	From front gate
	NORTH CAMPUS STUDENTS Team building activity in the Library 15 mins	Library
	OXFORD BRIEFING PRESENTATION	Library
	Students depart North site at 10am	

# Things I wish I knew before I started Sixth Form



AMBITION  
CONFIDENCE  
CURIOSITY  
LEADERSHIP  
RESPECT



# Know what you're getting into

You should've already researched the A-levels you've chosen, but if in the first lessons you find yourself hating the course and think there's absolutely no chance you'll be able to cope with it getting progressively harder, talk to your head of sixth form.

There's a chance you could change subjects in the first couple of weeks rather than six months down the line.



AMBITION  
CONFIDENCE  
CURIOSITY  
LEADERSHIP  
RESPECT

# Have (realistic) expectations of yourself

- After GCSEs it's easy to think you can just waltz into sixth form; the gap between GCSEs and A-levels is big.
- Setting a realistically ambitious target for your A-level grades will help you keep on track to achieve them.



AMBITION  
CONFIDENCE  
CURIOSITY  
LEADERSHIP  
RESPECT

# Study periods are for work and play


- Make use of private study time in your free time for tying up loose ends with your work and actually doing homework, but also remember that interacting with new people is unavoidable in sixth form, especially in your first year when new friendship groups are being made.



AMBITION  
CONFIDENCE  
CURIOSITY  
LEADERSHIP  
RESPECT

# Life after Sixth Form

- Start thinking about Post 18 options. What experiences/qualification will you need to have?



AMBITION  
CONFIDENCE  
CURIOSITY  
LEADERSHIP  
RESPECT

# Don't forget your teachers are human

- If you've been ill or buried under essays for other teachers and have been unable to complete work on time or you're struggling to understand something, just go and talk to them.
- Chances are, they'll be more than happy to go over things with you rather than see you lag behind, and will extend deadlines for you if you explain rather than lie or make excuses on the day.



AMBITION  
CONFIDENCE  
CURIOSITY  
LEADERSHIP  
RESPECT

# Stay motivated

- Once you've settled into sixth form life, the weather starts getting colder and the nights start drawing in; it's so tempting to binge-watch a whole season of Stranger Things on Netflix.
- Stay motivated – finishing reading over the textbook chapter questions may seem pointless now when you know the teacher isn't going to mark them but they'll help your understanding in the long term.
- This year will fly past!



AMBITION  
CONFIDENCE  
CURIOSITY  
LEADERSHIP  
RESPECT

# Learn as a community

- Establish a group chat or study group for your classes so you can all share resources or discuss work.
- It's enormously handy when someone forwards helpful websites or handouts and lets you know you're not alone in the struggle to do well.



AMBITION  
CONFIDENCE  
CURIOSITY  
LEADERSHIP  
RESPECT



# Don't lose yourself in a mountain of notes

- The best way to stay organised in sixth form is to continue habits from your GCSE years.
- Use separate notebooks for different subjects and file away handouts in respective subject folders.
- It's easy to become bewildered at the 'bring your own paper' aspect of sixth form, but the sooner you get on top of your organisation, the sooner it becomes a habit that won't think twice about.



AMBITION  
CONFIDENCE  
CURIOSITY  
LEADERSHIP  
RESPECT



CURIOSITY  
LEADERSHIP  
RESPECT



Year 12 Induction

# The leap from GCSE to A Level



AMBITION  
CONFIDENCE  
CURIOSITY  
LEADERSHIP  
RESPECT

# **‘Leap from gcse to sixth form: realising the challenges’**

- Watch the Video- ‘Leap from GCSE’
- Take notes



AMBITION  
CONFIDENCE  
CURIOSITY  
LEADERSHIP  
RESPECT



CURIOSITY  
LEADERSHIP  
RESPECT

# 'Leap from gcse to sixth form: realising the challenges'

- How did you get on?
- There were 10 key points, did you get them all down?
- Share with a partner



AMBITION  
CONFIDENCE  
CURIOSITY  
LEADERSHIP  
RESPECT



# Now try this

- Watch the video again, this time use a table to structure your notes:

Key Point	Elaboration
In this box make a note of the key point	In this box write a few words to remind your self of why it was so important
<i>Example: LEAP</i>	<i>There is a leap from GCSE, even if you achieved top GCSE grades</i>
<i>Example: SPEED</i>	<i>The speed of sixth form lessons is far quicker so you need to keep up.</i>

AMBITION  
CONFIDENCE  
CURIOSITY  
LEADERSHIP  
RESPECT



CURIOSITY  
LEADERSHIP  
RESPECT

Cornell Notes

# Note Taking Idea



AMBITION  
CONFIDENCE  
CURIOSITY  
LEADERSHIP  
RESPECT

# Hmm...




Highlighting important parts:



CURIOSITY  
LEADERSHIP  
RESPECT

# Finding ways that work.

- We do work hard in class, we do a lot of work.
- How can we make class notes more effective, more revision-worthy?



AMBITION  
CONFIDENCE  
CURIOSITY  
LEADERSHIP  
RESPECT

# Cornell Notes:

This is deemed the best note-taking in the world.

- You will need to store a vast amount of knowledge in your Long Term Memory.
- Your Working Memory is relatively small (5 to 7 things), while your Long Term Memory is vast.
- You need to organise the information into schema in order to access or recall it.
- You need to adopt a systematic approach to learning, rather leaving it chance.



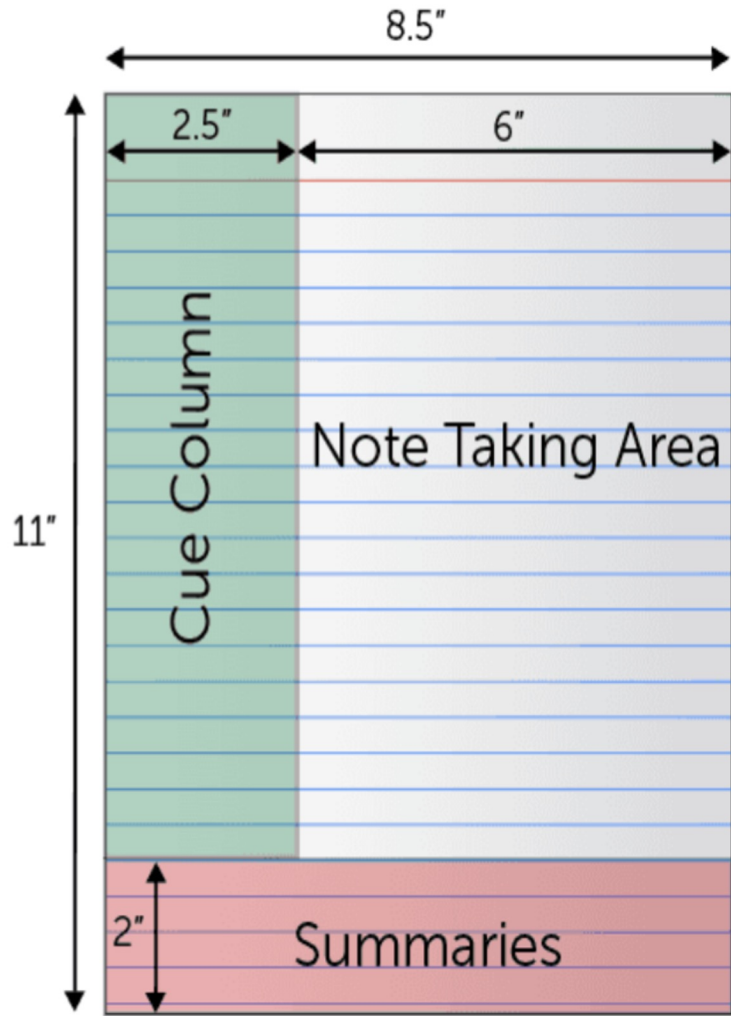
AMBITION  
CONFIDENCE  
CURIOSITY  
LEADERSHIP  
RESPECT





# Note Taking in Lessons: Cornell

- Always have a **title** - this makes finding what you need easy.
- Your exercise margin may be big enough as the **cue column**.
- Every page / lesson should have a **brief summary**.
- The **cue column** and summary may be beneficial to do 24 hours (or more) after the lesson.
- This is generally regarded as the **best note taking system in the world**.



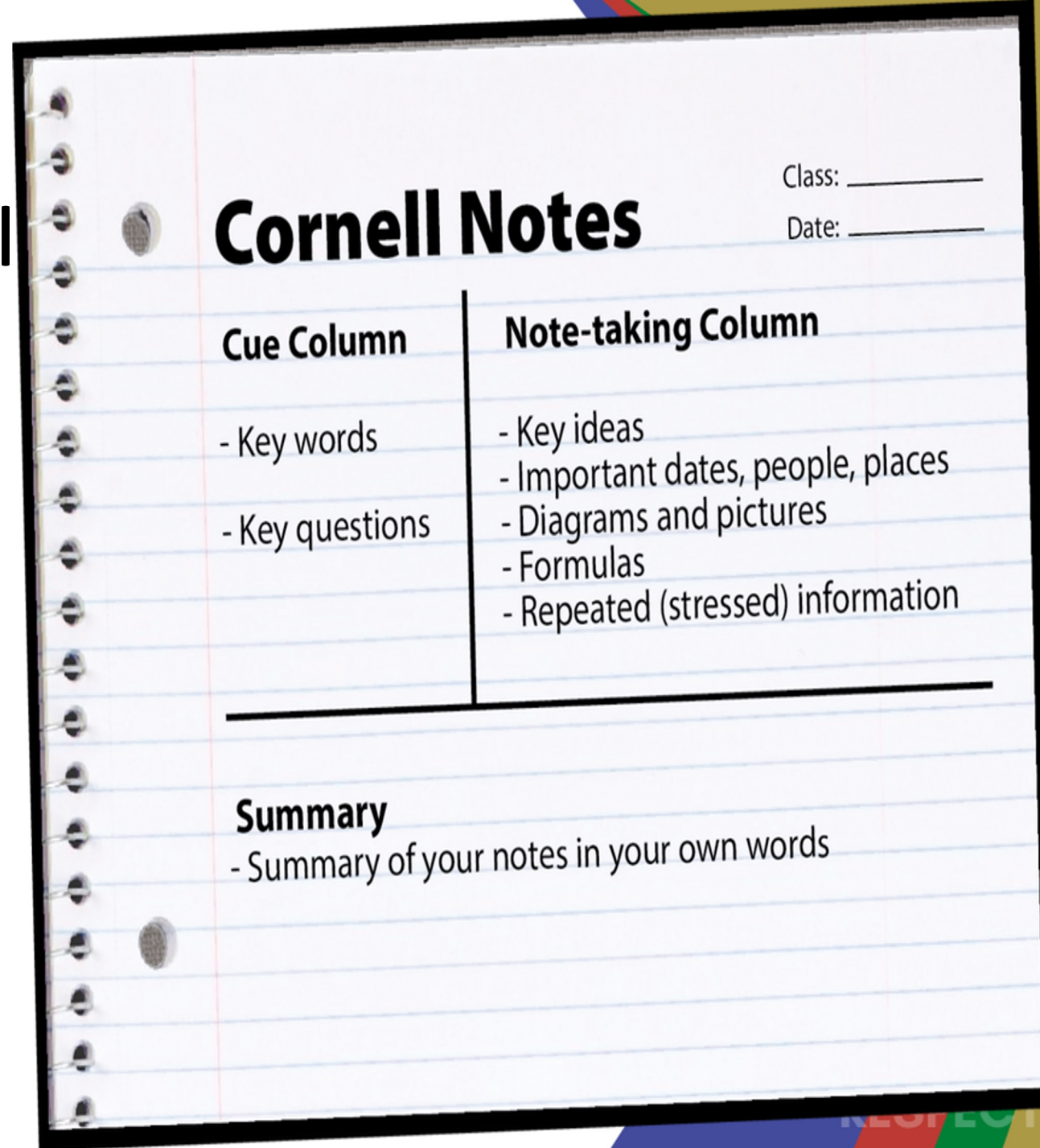
# How to take Cornell notes

## After class

Highlighting: Highlight important information

Cues and questions: Create a few hints to remind you of the content

Summary: Make a brief summary of what you learned that lesson





# Cornell Notes Method



CURIOSITY  
LEADERSHIP  
RESPECT

# Activity

- Watch the video again
- Take Cornell notes using the suggested template
- Compare to the example on the next slide

**Cornell Notes** Class: \_\_\_\_\_  
Date: \_\_\_\_\_

Cue Column	Note-taking Column
- Key words	- Key ideas
- Key questions	- Important dates, people, places
	- Diagrams and pictures
	- Formulas
	- Repeated (stressed) information

**Summary**  
- Summary of your notes in your own words

ON  
CE  
ITY  
LEADERSHIP  
RESPECT



CURIOSITY  
LEADERSHIP  
RESPECT

# Did you get all 10?

1. LEAP - There is a leap from GCSE, even if you achieved top GCSE grades
2. SPEED - The speed of sixth form lessons is far quicker
3. DISCIPLINE – Less spoon-feeding so students need to keep up with work
4. INDEPENDENT – learn how to work by yourself more
5. SELF-MOTIVATION – less checking up by teachers about how much work you do at home
6. NOTE-TAKING – learn to take decent notes from the start as there's limited time to go back
7. ORGANISATION – be organised from the start as you will be overwhelmed otherwise
8. PRACTISE RECALL – as there is too much content to learn if you leave it to Year 13
9. ESSAY WRITING SKILLS – work on these from the start as the skills required only get harder
10. KNOW YOUR STRENGTHS AND WEAKNESSES – and work on your weaknesses in Year 12

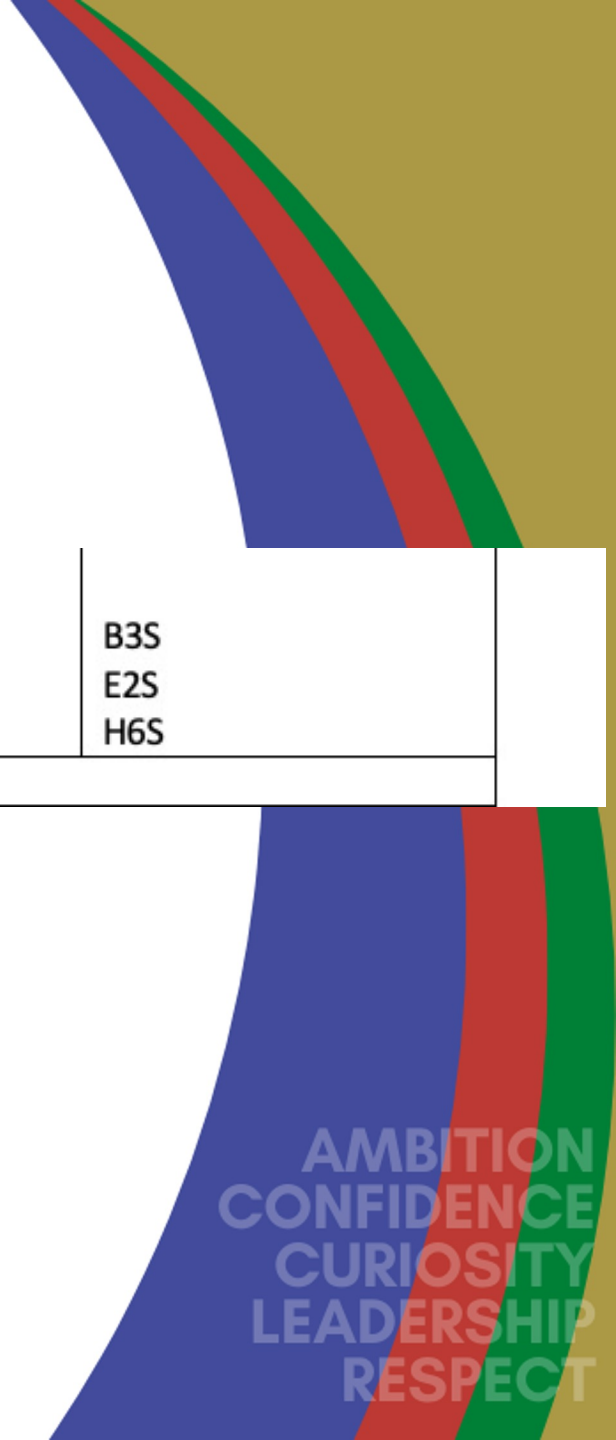


AMBITION  
CONFIDENCE  
CURIOSITY  
LEADERSHIP  
RESPECT

# Things I wish I knew before starting Sixth Form



ON  
CE  
TY  
LEADERSHIP  
RESPECT



<b>10:35- 11:05</b>	<b>Option B Taster Lessons</b> Applied Business Maths English Literature	Mr <u>Couzens</u> Mr Anderson Mrs Hyland	B3S E2S H6S	
Break time	On South Campus			

Break time	On South Campus		
Period 3 <b>11:30- 12:00</b>	<b>Option A Taster Lessons (30mins)</b> Sport Sociology Fine Art Chemistry Environmental Science Spanish	Mr <u>Inchley</u> Miss <u>Oluwaseyi</u> Miss Page Miss Davis Mrs <u>Medler</u> Mr Ryan	H7S LC2 C7S E10S A5S H1S

<b>12:00- 12:30</b>	<b>Option D Taster Lessons (30mins)</b> Applied Business History Product Design Psychology Biology	Mr Martin Miss <u>Carr</u> Mr Pearce Miss Crane Mr Nixon- Engel	B1S A4S C10S LC3S E11S
---------------------	---	---	------------------------------------

Period 4 <b>12:30-1:00</b>	<b>Option C Taster Lessons (30mins)</b>  Health & Social Care <i>(Single and Double Award)</i> Geography Philosophy & Ethics French Physics	Mrs Shah  Mrs <u>Medler</u> Mr Hart Mrs Lemert Mrs Stanley	B2S  A6S A3S H4S E14S
-------------------------------	--	---	--------------------------------------

Lunch time <b>1pm- 1:30pm</b>	On South Campus		
----------------------------------	-----------------	--	--

# Team Building



AMBITION  
CONFIDENCE  
CURIOSITY  
LEADERSHIP  
RESPECT



Sixth Form Induction

# Preparing for Sixth Form life



AMBITION  
CONFIDENCE  
CURIOSITY  
LEADERSHIP  
RESPECT

# What are your expectations of Sixth Form?

- *Think about independent work, study skills, getting organized.*
  - *What do you think the work load will be like?*
  - *How much work are you expected to do outside of lessons?*
  - *What do you think the lessons will be like?*
- *THINK PAIR SHARE*
- *Feedback to the group*



AMBITION  
CONFIDENCE  
CURIOSITY  
LEADERSHIP  
RESPECT

# Things I wish I knew before starting Sixth Form

